

10 years
compressor
warranty

5 years
warranty
on the whole
heat pump



The **ERA**pro heat pump meets the strictest requirements for safe operation and environmentally friendly.

erahp.eu

Heat Pumps air-to-water **ERA**pro

Premium air-to-water heat pump (monoblock) with R290 refrigerant for heating, cooling and water heating for new buildings and renovations.

The heat pump adapts its performance to the actual needs of the house and thus achieves high operating efficiency.



High energy efficiency



Quiet operation



Wi-Fi



Innovative design



Technical support available

Main parameters and features

seasonal heating factor (SCOP)


up to 5.18

**up to 5x
cheaper to operate**

than with electric heating

**up to 5x
lower energy
consumption**

than with a gas boiler



Heat Pump air-to-water ERA^{pro}

High energy efficiency (ERP)

A+++

at 35°C

Intelligent algorithm for efficient heat pump control.
Advanced defrost technology.

Extremely quiet

Sound pressure

36 db (A)

at a distance of 1m



26 db (A)

at a distance of 3m


(According to EN12102, ERA^{pro} 6kW unit)

Refrigerant

R290

Natural gas with no impact on climate change
GWP = 3.

The R290 refrigerant leak detector monitors the
refrigerant circuit for leaks.
Alarm when gas is detected.



App for convenient control from

mobile or tablet

Easy control and monitoring of operating
parameters from anywhere



Indoor units with

touchscreen display

Convenient, intuitive control and adjustment of all
parameters.

Control of up to two heating systems without the need
for accessories.

Display size 7".

Information on consumption and energy produced.


Wi-fi connection.

Indoor units designed for installation with a heat pump ERA^{pro}

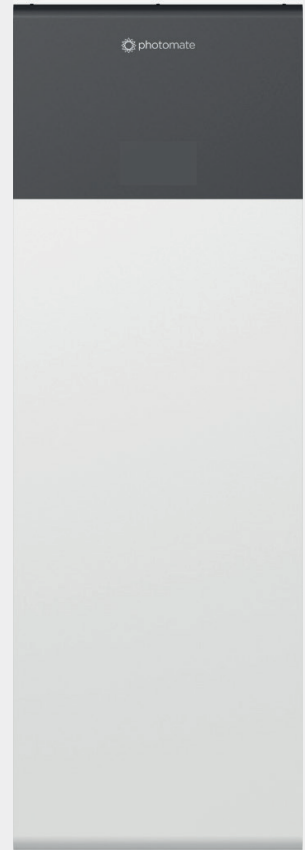
Variable combinations for easier installation to meet customer needs and requirements.



CU 1



HU 9



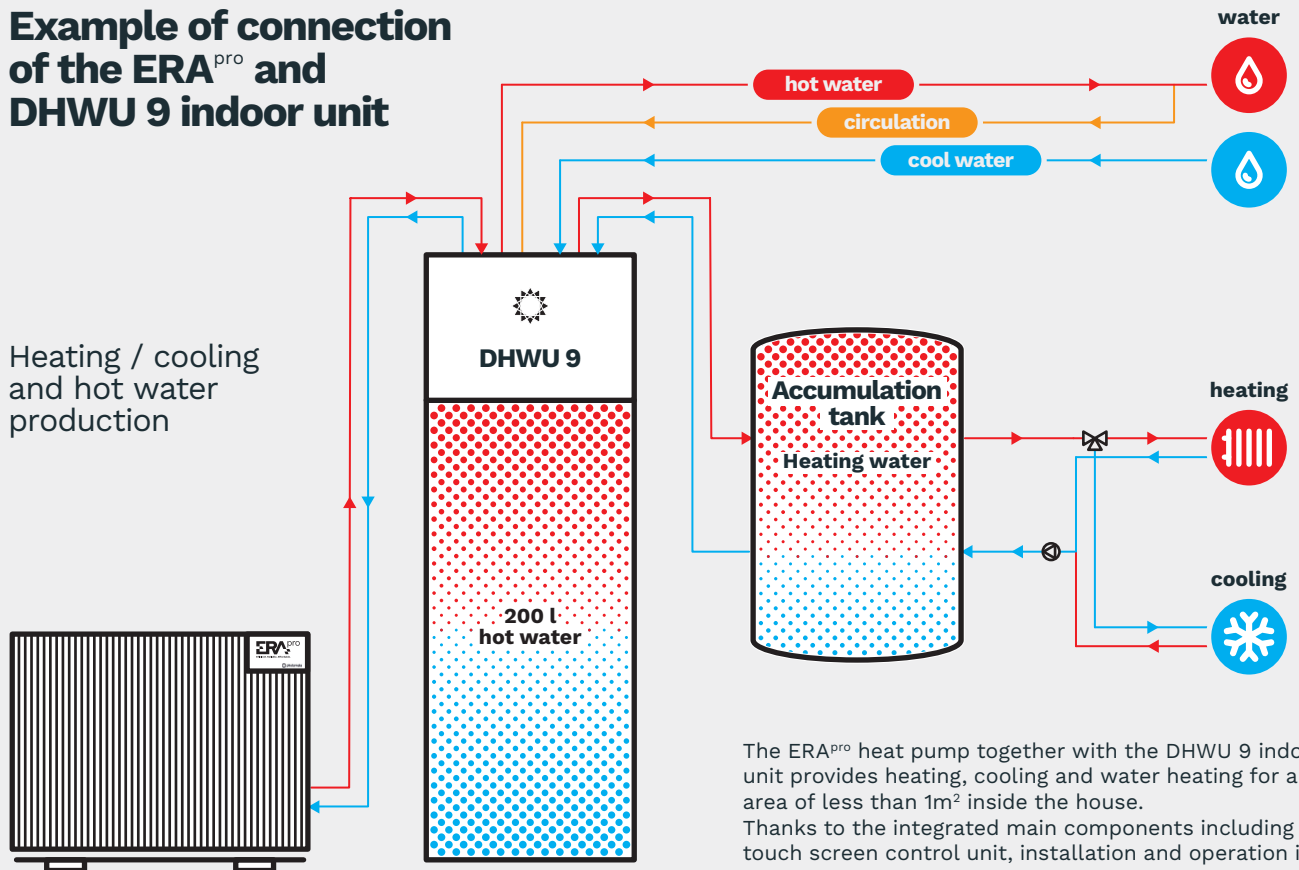
DHWU 9

Model →



Water heating control	YES	YES	YES
Heating	2 circuits	2 circuits	2 circuits
Cooling	1 circuit	1 circuit	1 circuit
Auxiliary source control	YES	YES	YES
Integrated auxiliary power supply	NO	YES / 9kW	YES / 9kW
Power supply	1x 230 V	3x 400 V	3x 400 V
Circuit breaker	1 x 10 A/B	3 x 16 A/B	3 x 16 A/B
Connection dimensions	-	1 ¼"	1 ¼"
Dimensions (W × H × D)	390mm × 420mm × 100mm	418mm × 750mm × 310mm	640mm × 1950mm × 750mm
Weight	7,5kg	35kg	125kg
Hot water tank	-	-	200l - steel

Example of connection of the ERA^{pro} and DHWU 9 indoor unit



	ERA ^{pro} 6 kW	ERA ^{pro} 9 kW	ERA ^{pro} 13 kW	ERA ^{pro} 16 kW
Energy efficiency at 35°C / 55°C	A+++ / A++	A+++ / A++	A+++ / A++	A+++ / A++
SCOP EN 14825, average climate, 35°C / 55°C	5,13 / 3,70	5,11 / 3,77	5,18 / 3,82	5,10 / 3,80
Seasonal heating η _s efficiency 35°C / 55°C, average climate	202,3 / 145,2	201,4 / 147,9	204,4 / 149,8	201,1 / 149,2
Power A7/W35 (kW)	6	9	13	16
Prated EN 14825, 35°C (kW)	4,8	7,1	10	12,9
Maximum output temperature (°C)	75	75	75	75
Heating operating conditions (°C)	-25 ~ +43	-25 ~ +43	-25 ~ +43	-25 ~ +43
Cooling operating conditions (°C)	+10 ~ +43	+10 ~ +43	+10 ~ +43	+10 ~ +43
Sound power dB(A)*	47	53	54	54
Sound pressure 1m dB(A)*	36	42	43	43
Sound pressure 3m dB(A)*	26	32	33	33
Power supply (V)	230	230	400	400
Circuit breaker (A)	1x 16 A/C	1x 20 (16)** A/C	3x 10 A/C	3x 10 A/C
Refrigerant	R290	R290	R290	R290
Refrigerant amount (kg)	0,75	0,90	1,05	1,28
Dimensions (mm) width / height/ depth	1102×1021×557	1102×1021×557	1377×1021×557	1377×1021×557
Weight without packaging (kg)	130	135	190	195
Wifi connection	YES	YES	YES	YES

* according to EN 12102, location Q=1 ** when changing settings